
2018 Annual Homeless Count Report

For the Kalamazoo Continuum of Care

Annual Count

What is it?

- Report compiled within 1st half of year using previous calendar year's data
 - Historical record of literally homeless counts and demographics for a given year
 - Statewide data used for State of Homelessness report published by MSHDA
-

The Annual Count Should be Used For:

COMMUNITY ENGAGEMENT

- Educate and advocate locally!
- Communicate trends and outcomes important to your community

DISCUSSION/DEVELOPMENT

- Facilitate the discussion and development of CoC action plans
- Set target benchmarks and monitor for improvement
- Data driven decision making!

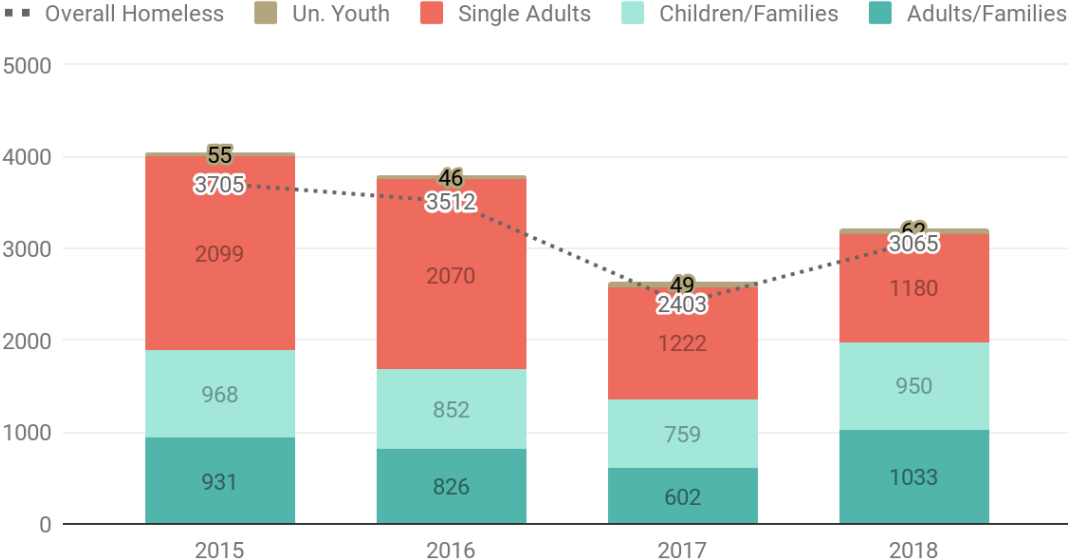
COMMUNITY ENGAGEMENT

- Keep on hand for a consistent resource to community data
- Tool that ensures the CoC has a unified voice, base knowledge and understanding for the past, present, and future

Literal Homeless Count (with household type breakdown)

The unduplicated overall literally homeless count (HUD Category 1 Homeless) for the Kalamazoo CoC in 2018 was 3,065. 37% were single adults, 30% were children in families 32% were adults in families, and 1% were unaccompanied youth. Adult/child households made up 2/3 of the overall homeless population by household type.

2018 Kalamazoo Homeless Count

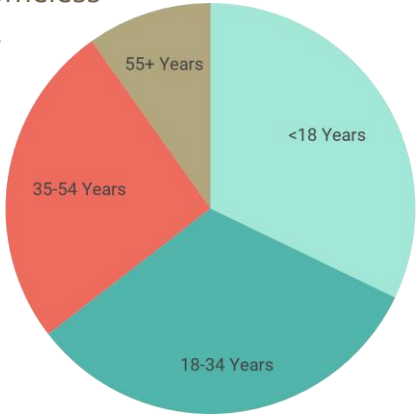


Note: household count breakdowns are not unduplicated and thus will not add up to equal the overall unduplicated count.

Literal Homeless Count: Basic Demographics

1

The average age of someone in a literally homeless situation is 28.

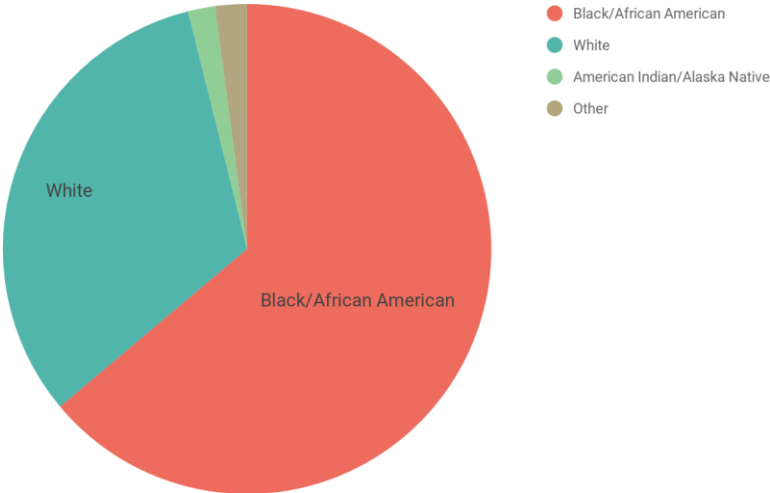


2

61% of those that are literally homeless are female, 38% are male, and 1% are transgender men and women or non-binary.

3

Large racial disparities exist within the CoC. The black/African American population in the county overall is 11%, but accounts for 64% of those facing literal homelessness.





Domestic Violence

41% of literally homeless persons identified as a domestic violence victim/survivor.

Of that 41%, one third reported an occurrence within the past 3 months.

2018 Homeless Sub-Population Demographics

— For the Kalamazoo Continuum of Care —

Average Single Adult Experiencing Homelessness

1,180 homeless single adults were served in 2018. The average single adult experiencing literal homelessness is a 44-year-old female with a disabling condition.

Average Age

44

The average age of a single adult in literal homelessness

Gender

54%

Percentage of homeless single adults that are female.

Disability

54%

Percentage of homeless single adults with 1 or more disabling conditions.

Average Family Experiencing Homelessness

1,983 adults and children in families without homes were served in 2018. The average family experiencing literal homelessness consists of a female single parent, 32 years of age, with a child of the average age of 7.

Average Household Type

47%

Female Single Parents account for 47% of all household types and 76% of family household types

Average Age of Adults

32

The average age of an adult in an adult/child household

Average Age of Children

7

The average age of a child in an adult/child household

Chronic Homeless Demographics

176 people were identified as chronically homeless in 2018. Chronic homelessness is defined by HUD as being in a literal homeless situation for 12 or more cumulative months within a 3 year span and having a documented disability.

Average Age

41

The average age of a person in chronic homelessness

Average Gender

57%

The percentage of persons experiencing chronic homelessness that are female

Average Race

56%

The percentage of those in a chronically homeless situation that are black/African American

Veteran Homeless Demographics

68 homeless veterans were identified in 2018.
The average veteran is a 49-year-old male

Average Age

49

Average age of a literally homeless veteran

Average Gender

80%

Percentage of male homeless veterans

Disability

37%

Percentage of veterans with at least 1 disabling condition

Unaccompanied Youth (Under 18) Homeless Demographics

62 unaccompanied youth (ages 11-17) were identified in 2018. The average unaccompanied youth experiencing literal homelessness is a 15-year-old male.

Average Age

15

The average age of an unaccompanied youth experiencing literal homelessness.

Gender

50%

The percentage of homeless unaccompanied youth that are male

Domestic Violence

27%

The percentage of homeless unaccompanied youth that identified as DV victims/survivors

Senior Homelessness Demographics

306 seniors (aged 55+) were identified as literally homeless in 2018.
The average senior experiencing literal homelessness is a 60-year-old male.

Average Age

60

Average age of a senior
experiencing literal
homelessness

Gender

54%

The percentage of seniors
that are male

Disability

68%

The percentage of seniors
with at least 1 disabling
condition



Conclusion

The Annual Count report is a vital tool that can be used to give the CoC a unified voice regarding the current state of local homelessness.